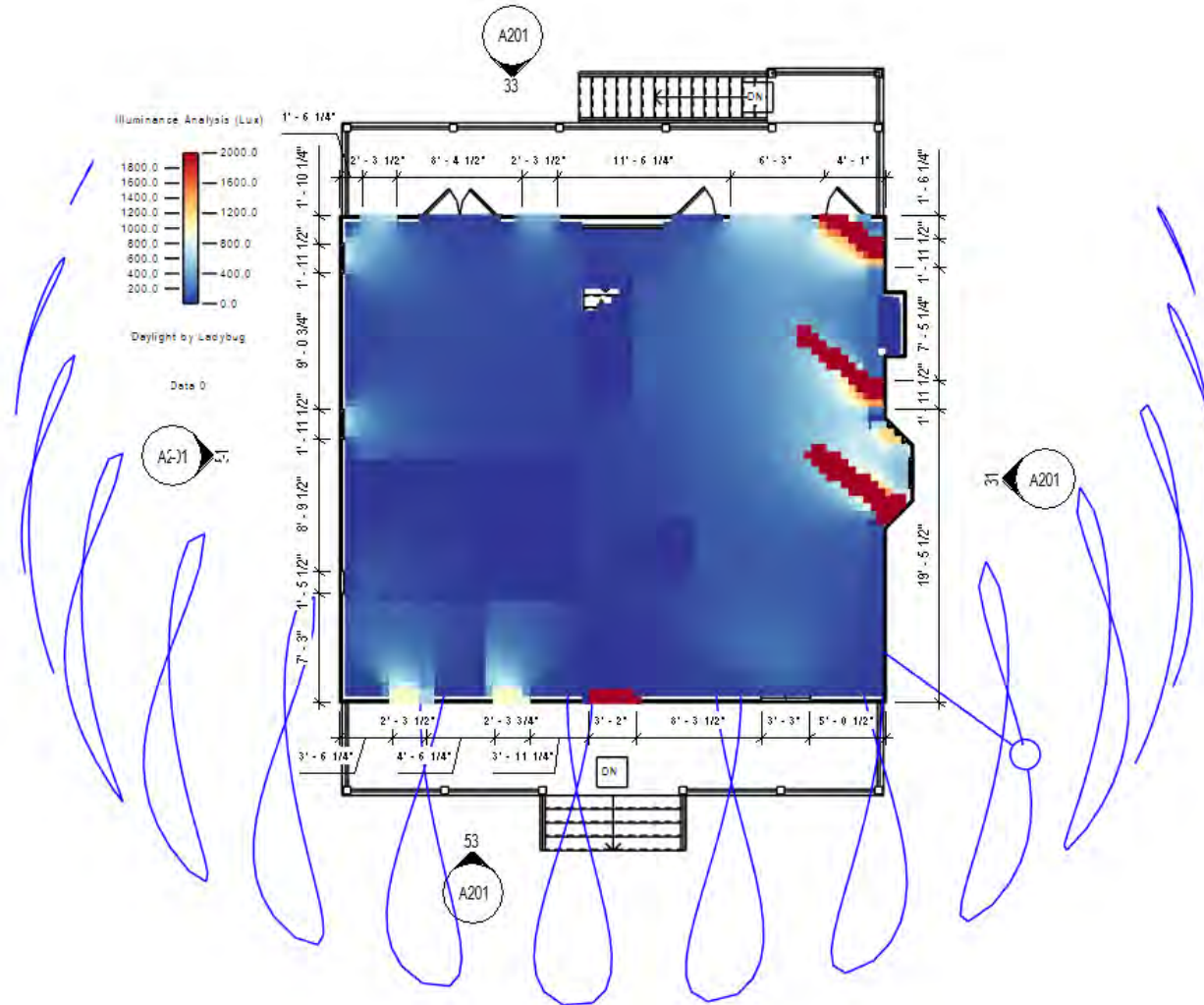


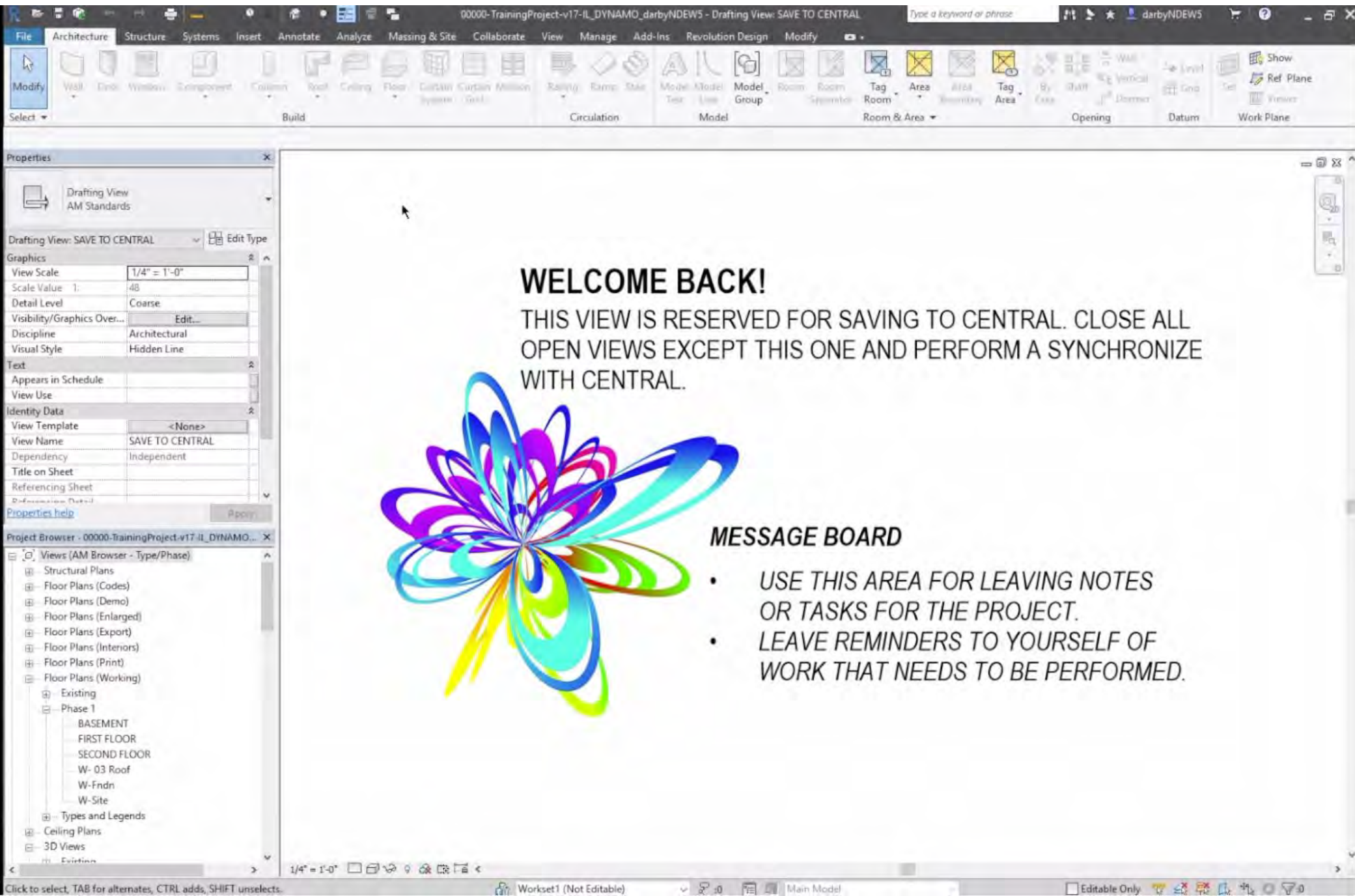


ASHLEY MCGRAW









WELCOME BACK!

THIS VIEW IS RESERVED FOR SAVING TO CENTRAL. CLOSE ALL OPEN VIEWS EXCEPT THIS ONE AND PERFORM A SYNCHRONIZE WITH CENTRAL.



MESSAGE BOARD

- USE THIS AREA FOR LEAVING NOTES OR TASKS FOR THE PROJECT.
- LEAVE REMINDERS TO YOURSELF OF WORK THAT NEEDS TO BE PERFORMED.

00000-TrainingProject-v17-IL_DYNAMO_darbyNDEW5 - 3D View: (3D - darbyNDEW5)

File Architecture Structure Systems Insert Annotate Analyze Massing & Site Collaborate View Manage Add-Ins Revolution Design Modify

Modify Materials Object Styles Project Parameters Transfer Project Standards Structural Settings Location Add to Set Add-Ins Phases Selection Inquiry Macros Visual Programming
Snaps Shared Parameters Purge Unused MEP Settings Additional Settings Coordinates Design Options Phasing Selection Inquiry Macros Visual Programming
Project Information Global Parameters Project Units Panel Schedule Templates Project Location Design Options Manage Project Phasing Selection Inquiry Macros Visual Programming

Properties

3D View

3D View: (3D - darbyNDEW5) Edit Type

Graphics

View Scale	1/8" = 1'-0"
Scale Value 1:	96
Detail Level	Medium
Parts Visibility	Show Original
Visibility/Graphics Over...	Edit...
Graphic Display Options	Edit...
Discipline	Coordination
Show Hidden Lines	By Discipline
Default Analysis Display...	None
Sun Path	<input type="checkbox"/>

Text

Appears in Schedule

View Use

Extents

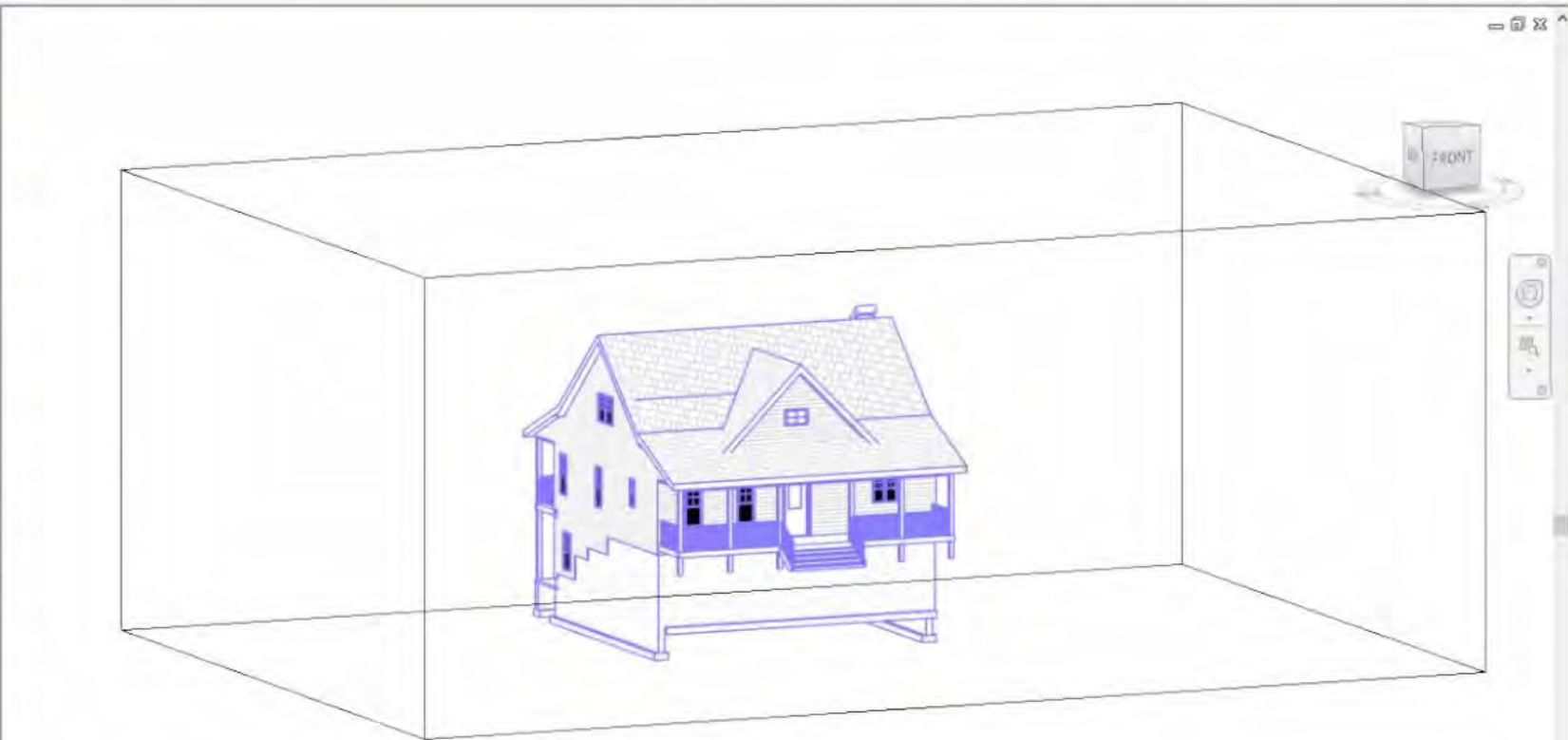
Crop View

Free Rotate Visible

Properties help Copy

Project Browser - 00000-TrainingProject-v17-IL_DYNAMO...

- Views (AM Browser - Type/Phase)
 - Structural Plans
 - Floor Plans (Codes)
 - Floor Plans (Demo)
 - Floor Plans (Enlarged)
 - Floor Plans (Export)
 - Floor Plans (Interiors)
 - Floor Plans (Print)
 - Floor Plans (Working)
 - Existing
 - Phase 1
 - BASEMENT
 - FIRST FLOOR
 - SECOND FLOOR
 - W- 03 Roof
 - W-Fdn
 - W-Site
 - Types and Legends
 - Ceiling Plans
 - 3D Views
 - Extents



MANAGE > DYNAMO

Properties

3D View

3D View: (3D - darbyNDEW5) Edit Type

Graphics

View Scale	1/8" = 1'-0"
Scale Value 1:	96
Detail Level	Medium
Parts Visibility	Show Original
Visibility/Graphics Over...	Edit...
Graphic Display Options	Edit...
Discipline	Coordination
Show Hidden Lines	By Discipline
Default Analysis Display...	None
Sun Path	<input type="checkbox"/>

Text

Appears in Schedule

View Use

Extents

Crop View

Properties help Apply

Project Browser - 00000-TrainingProject-v17-IL_DYNAMO...

- Views (AM Browser - Type/Phase)
 - Structural Plans
 - Floor Plans (Codes)
 - Floor Plans (Demo)
 - Floor Plans (Enlarged)
 - Floor Plans (Export)
 - Floor Plans (Interiors)
 - Floor Plans (Print)
 - Floor Plans (Working)
 - Existing
 - Phase 1
 - BASEMENT
 - FIRST FLOOR
 - SECOND FLOOR
 - W- 03 Roof
 - W-Fndn
 - W-Site
- Types and Legends
- Ceiling Plans
- 3D Views
- Existing

Dynamo

File Edit View Packages Settings Help

Stam

Dynamo

FILES

- New
- Custom Node
- Open

ASK

- Discussion forum
- Dynamo website

REFERENCE

- Getting Started
- Dynamo Primer
- Video Tutorials
- Dynamo Dictionary

RECENT

- POINT_IN_TIME_ILLUMINANCE_update_1
- POINT_IN_TIME_ILLUMINANCE_update_1
- POINT_IN_TIME_ILLUMINANCE_update_1
- POINT_IN_TIME_ILLUMINANCE_update_1
- POINT_IN_TIME_ILLUMINANCE_update_1
- POINT_IN_TIME_ILLUMINANCE_update_1

Press Win + G to take a screenshot

CODE

- Github repository
- Send issues

BACKUP

Backup location

Properties

3D View

3D View: [3D - darbyNDEWS] Edit Type

Graphics

View Scale	1/8" = 1'-0"
Scale Value	1: 96
Detail Level	Medium
Parts Visibility	Show Original
Visibility/Graphics Over...	Edit...
Graphic Display Options	Edit...
Discipline	Coordination
Show Hidden Lines	By Discipline
Default Analysis Display...	None
Sun Path	<input type="checkbox"/>

Text

Appears in Schedule

View Use

Extents

Crop View

Can Be Invisible

Properties help

Apply

Project Browser - 00000-TrainingProject-v17-IL_DYNAMO...

Views (AM Browser - Type/Phase)

- Structural Plans
- Floor Plans (Codes)
- Floor Plans (Demo)
- Floor Plans (Enlarged)
- Floor Plans (Export)
- Floor Plans (Interiors)
- Floor Plans (Print)
- Floor Plans (Working)
 - Existing
 - Phase 1
 - BASEMENT
 - FIRST FLOOR
 - SECOND FLOOR
 - W- 03 Roof
 - W-Fndn
 - W-Site
- Types and Legends
- Ceiling Plans
- 3D Views
- Existing

Dynamo

File Edit View Packages Settings Help

Open Dynamo Definition...

This PC > Desktop > NESEA > CONTENT

Search CONTENT

Organize New folder

- CHAPEL_loca
- NESEA
- Building Scie
- 08-Dynamo
- 01-Energy
- CONTENT
- Dynamo_Definit
- GUTTER
- REVIT_2017_loca

OneDrive

This PC

3D Objects

Apple iPhone

Desktop

POINT_IN_TIME_IL LUMINANCE_u pdate_021618.dyn

File name: POINT_IN_TIME_IL LUMINANCE_update_021618.dyn

Dynamo Definitions (*.dym;*.dy)

Open in Manual Execution Mode

Open Cancel

Backup location

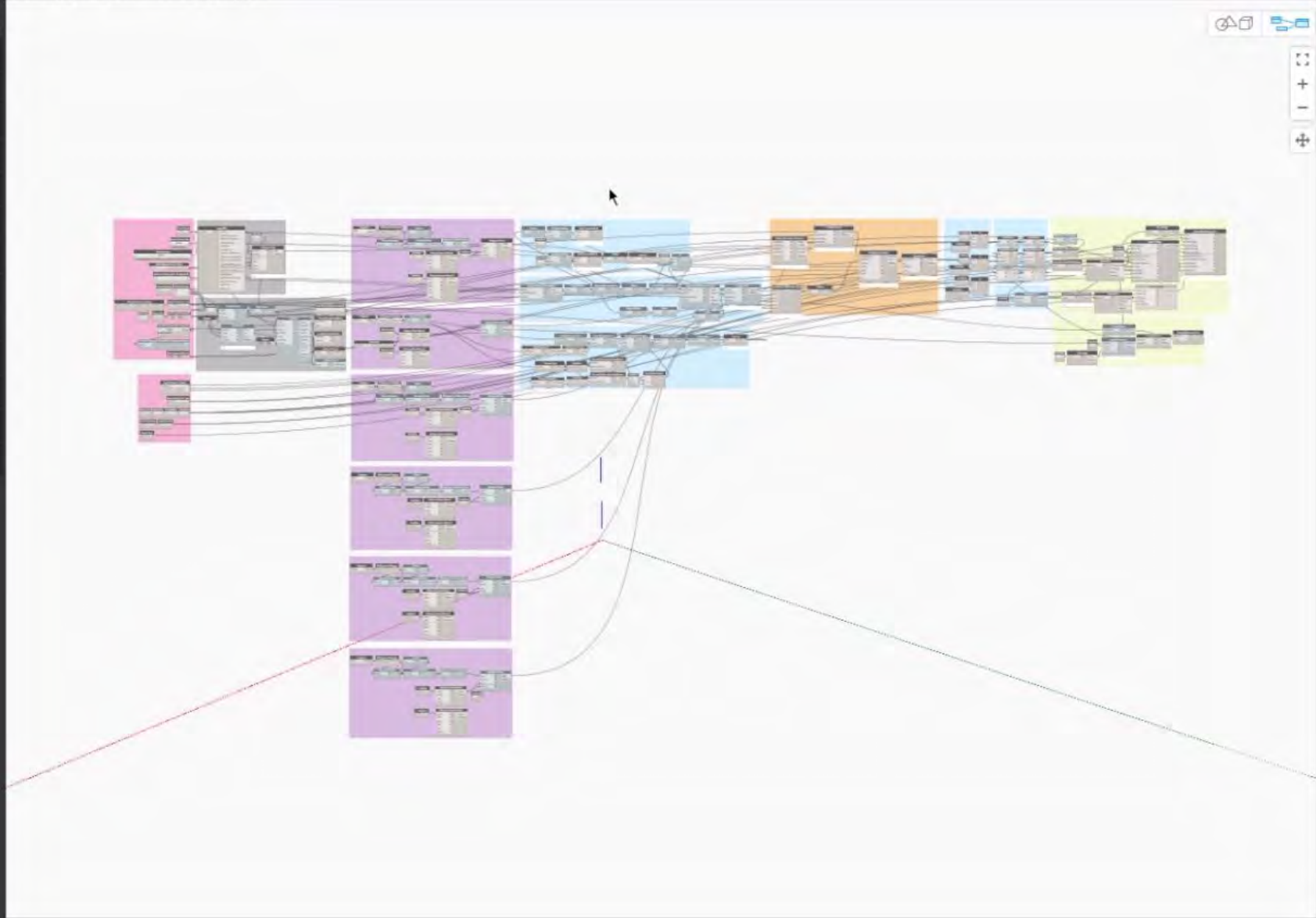
Backup

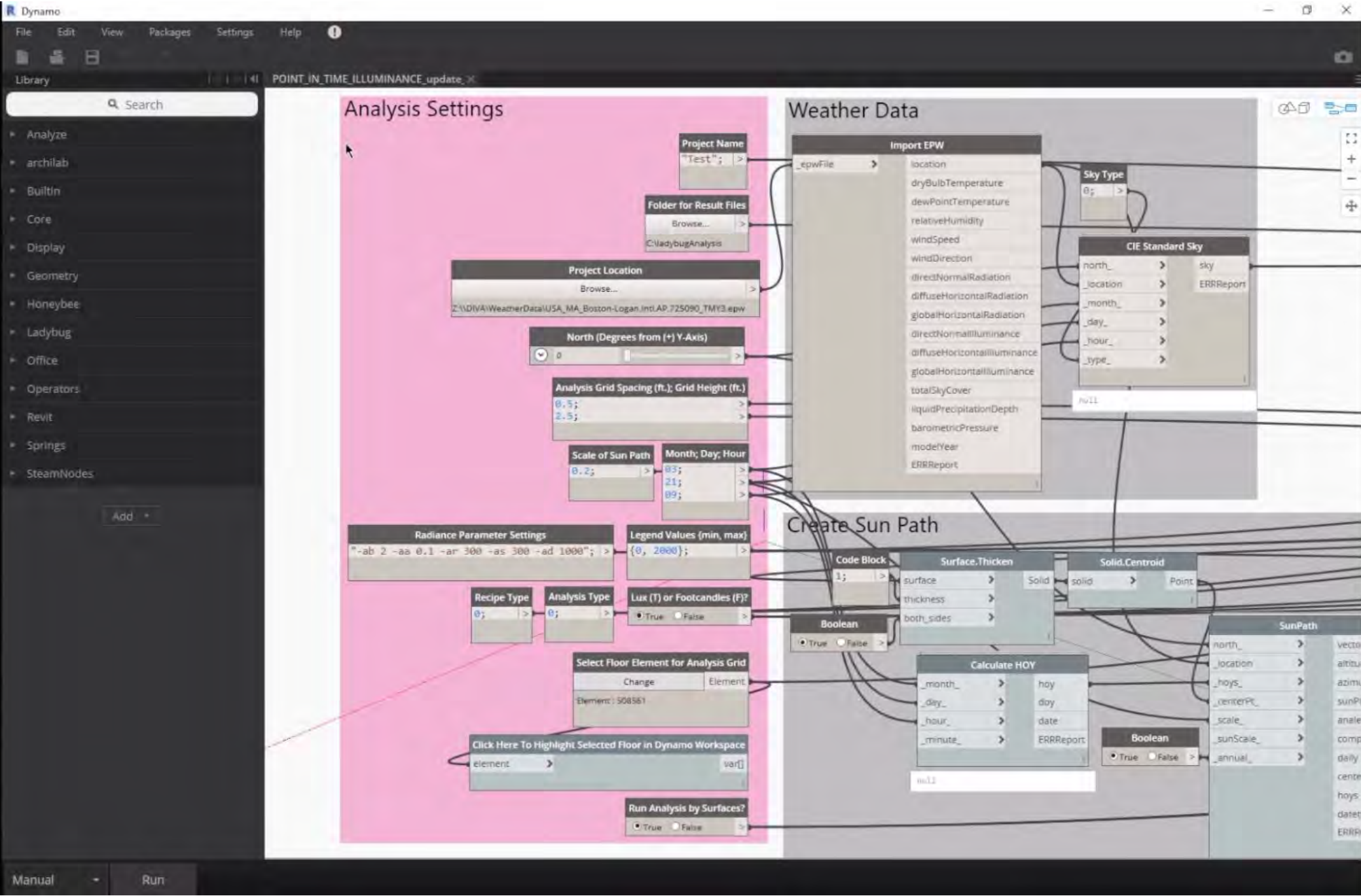
Github repository

Send issues

- Analyze
- archilab
- Builtin
- Core
- Display
- Geometry
- Honeybee
- Ladybug
- Office
- Operators
- Revit
- Springs
- SteamNodes

Add





00000-TrainingProject-v17-IL_DYNAMO_darbyNDEWS - Floor Plan: FIRST FLOOR

Type a keyword or phrase

File Architecture Structure Systems Insert Annotate Analyze Massing & Site Collaborate View Manage Add-Ins Revolution Design Modify

Modify Select

Materials

Object Styles Project Parameters Transfer Project Standards Structural Settings

Snap Shared Parameters Purge Unused MEP Settings

Project Information Global Parameters Project Units Settings

Additional Settings

Location Coordinates Position Project Location

Add to Set Pick to Edit Design Options Main Model

Manage Project Phasing Selection Inquiry Macros Visual Programming

Dynamic Dynamo Player

Properties

Floor Plan Working

Floor Plan: FIRST FLOOR Edit Type

Graphics

View Scale	1/8" = 1'-0"
Scale Value	1: 96
Display Model	Normal
Detail Level	Fine
Parts Visibility	Show Original
Visibility/Graphics Over...	Edit...
Graphic Display Options	Edit...
Orientation	Project North
Wall Join Display	Clean all wall joins
Discipline	Architectural
Show Hidden Lines	By Discipline
Color Scheme Location	Background
Color Scheme	<none>
System Color Schemes	Edit...
Default Analysis Display...	Default

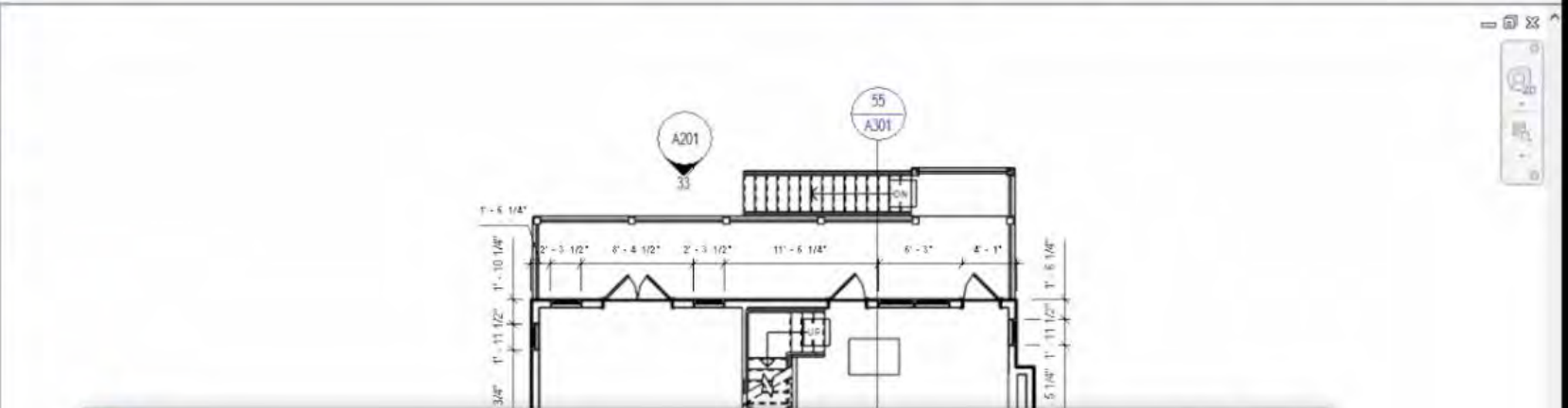
Properties help Apply

Project Browser - 00000-TrainingProject-v17-IL_DYNAMO...

Views (AM Browser - Type/Phase)

- Structural Plans
- Floor Plans (Codes)
- Floor Plans (Demo)
- Floor Plans (Enlarged)
- Floor Plans (Export)
- Floor Plans (Interiors)
- Floor Plans (Print)
- Floor Plans (Working)
 - Existing
 - Phase 1
 - BASEMENT
 - FIRST FLOOR**
 - SECOND FLOOR
 - W-03 Roof
 - W-Fndn
 - W-Site
- Types and Legends
- Ceiling Plans
- 3D Views
- Existing

1/8" = 1'-0"



Dynamo

File Edit View Packages Settings Help

Library

POINT_IN_TIME_ILLUMINANCE_update

Scale of Sun Path: Month; Day; Hour

Radiance Parameter Settings: "-ab 2 -aa 0.1 -ar 300 -as 300 -ad 1000";

Legend Values (min, max): {0, 2000};

Recipe Type: 0; Analysis Type: 0; Lux (T) or Footcandles (F?): True

Select Floor: Element: 50

Click Here To Highlight element

SELECT FLOOR

Properties

Floor Plan Working

Floor Plan: FIRST FLOOR Edit Type

Graphics

View Scale	1/8" = 1'-0"
Scale Value	1: 96
Display Model	Normal
Detail Level	Fine
Parts Visibility	Show Original
Visibility/Graphics Over...	Edit...
Graphic Display Options	Edit...
Orientation	Project North
Wall Join Display	Clean all wall joins
Discipline	Architectural
Show Hidden Lines	By Discipline
Color Scheme Location	Background
Color Scheme	<none>
System Color Schemes	Edit...
Default Analysis Display...	Default

Properties help Apply

Project Browser - 00000-TrainingProject-v17-IL_DYNAMO...

- Views (AM Browser - Type/Phase)
 - Structural Plans
 - Floor Plans (Codes)
 - Floor Plans (Demo)
 - Floor Plans (Enlarged)
 - Floor Plans (Export)
 - Floor Plans (Interiors)
 - Floor Plans (Print)
 - Floor Plans (Working)
 - Existing
 - Phase 1
 - BASEMENT
 - FIRST FLOOR**
 - SECOND FLOOR
 - W- 03 Roof
 - W-Fndn
 - W-Site
 - Types and Legends
 - Ceiling Plans
 - 3D Views
 - Existing

Dynamo

Library

POINT_IN_TIME_ILLUMINANCE_update

Radiance Parameter Settings
 "-ab 2 -aa 0.1 -ar 300 -as 300 -ad 1000";

Legend Values (min, max)
 (0, 2000);

Recipe Type: 0; Analysis Type: 0; Lux (T) or Footcandles (F)? True False

Select Floor Element for Analysis Grid
 Change: Element
 Element: 508561

Click Here To Highlight Selected Floor in Dynamo Workspace
 element: var[]

Run Analysis by Surfaces? True False

Legend Header and Footer
 "Default";
 "Illuminance Analysis";
 "Created by Ladybug";

Manual Run Run Workflow (F5)

Analysis Graphics Settings

File Architecture Structure Systems Insert Annotate Analyze Massing & Site Collaborate View Manage Add-Ins Revolution Design Modify

Modify Select Materials Object Styles Project Parameters Transfer Project Standards Structural Settings Location Coordinates Position Project Location Additional Settings MEP Settings Panel Schedule Templates Design Options Main Model Manage Project Phasing Selection Inquiry Macros Visual Programming

Properties

Floor Plan Working

Floor Plan: FIRST FLOOR

Graphics

View Scale 1/8" = 1'-0"

Scale Value: 1:96

Display Model None

Detail Level Fine

Parts Visibility On

Visibility/Graphics Overrides

Graphic Display Options

Orientation Project

Wall Join Display On

Discipline Architecture

Show Hidden Lines By

Color Scheme Location Based

Color Scheme

System Color Schemes

Default Analysis Display...

```
C:\WINDOWS\system32\cmd.exe

Z:\Training\Training Project\08-Models\08-Dynamo>SET RAYPATH=.;c:\radiance\lib
Z:\Training\Training Project\08-Models\08-Dynamo>PATH=c:\radiance\bin;$PATH
Z:\Training\Training Project\08-Models\08-Dynamo>C:
C:\Users\ama0098\Documents>cd C:\ladybugAnalysis\Test\gridbased
C:\ladybugAnalysis\Test\gridbased>c:\radiance\bin\gensky 3 21 9 -m 75.0 +s -o 71.02 -a 42.37 1>sky\CIE_sunnyWSun_42.37_71.02_3_21_at_9.sky
C:\ladybugAnalysis\Test\gridbased>c:\radiance\bin\oconv -f sky\CIE_sunnyWSun_42.37_71.02_3_21_at_9.sky sky\groundSky.rad scene\opaque\Test..opq.mat scene\opaque\Test..opq.rad scene\glazing\Test..glz.mat scene\glazing\Test..glz.rad 1>Test.oct
C:\ladybugAnalysis\Test\gridbased>c:\radiance\bin\rtrace -aa 0.1 -h -dj 0.0 -lw 0.05 -lr 4 -ad 1000 -I -ar 300 -dc 0.25 -ss 0.0 -dp 64 -dt 0.5 -dr 0 -ds 0.5 -as 300 -e error.txt -ab 2 -st 0.85 Test.oct 0<Test.pts 1>result\Test.res
```

Analysis Graphics Settings

Legend Values (min, max)
(0, 2000)

Lux (T) or Footcandles (F)?
 True False

Select Floor Element for Analysis Grid
Change Element
Element: 508561

Select Floor in Dynamo Workspace
Win[]

Run Analysis by Surfaces?
 True False

Legend Header and Footer
"Default";
"Illuminance Analysis";
"Footlight by Ladybug";

Project Browser - 00000-Trainin

- Views (AM Browser - T)
- Structural Plans
- Floor Plans (Codes)
- Floor Plans (Demo)
- Floor Plans (Enlarged)
- Floor Plans (Export)
- Floor Plans (Interiors)
- Floor Plans (Print)
- Floor Plans (Working)
- Existing
- Phase 1
 - BASEMENT
 - FIRST FLOOR**
 - SECOND FLOOR
 - W-03 Roof
 - W-Fndr
 - W-Site
- Types and Legends
- Ceiling Plans
- 3D Views
- External

Revit

Springs

SteamNodes

Add

Manual

Run started...

Properties

Floor Plan Working

Floor Plan: FIRST FLOOR Edit Type

Graphics

View Scale	1/8" = 1'-0"
Scale Value	96
Display Model	Normal
Detail Level	Fine
Parts Visibility	Show Original
Visibility/Graphics Over...	Edit...
Graphic Display Options	Edit...
Orientation	Project North
Wall Join Display	Clean all wall joins
Discipline	Architectural
Show Hidden Lines	By Discipline
Color Scheme Location	Background
Color Scheme	<none>
System Color Schemes	Edit...
Default Analysis Display...	Default

Project Browser - 00000-TrainingProject-v17-IL_DYNAMO...

- Views (AM Browser - Type/Phase)
 - Structural Plans
 - Floor Plans (Codes)
 - Floor Plans (Demo)
 - Floor Plans (Enlarged)
 - Floor Plans (Export)
 - Floor Plans (Interiors)
 - Floor Plans (Print)
 - Floor Plans (Working)
 - Existing
 - Phase 1
 - BASEMENT
 - FIRST FLOOR**
 - SECOND FLOOR
 - W- 03 Roof
 - W-Fndn
 - W-Site
 - Types and Legends
 - Ceiling Plans
 - 3D Views
 - Existing

Dynamo

Library

POINT_IN_TIME_ILLUMINANCE_update

Radiance Parameter Settings

Legend Values (min, max)

Recipe Type

Analysis Type

Lux (T) or Footcandles (F)?

Select Floor Element for Analysis Grid

Change Element

Element: 508561

Click Here To Highlight Selected Floor in Dynamo Workspace

Run Analysis by Surfaces?

True False

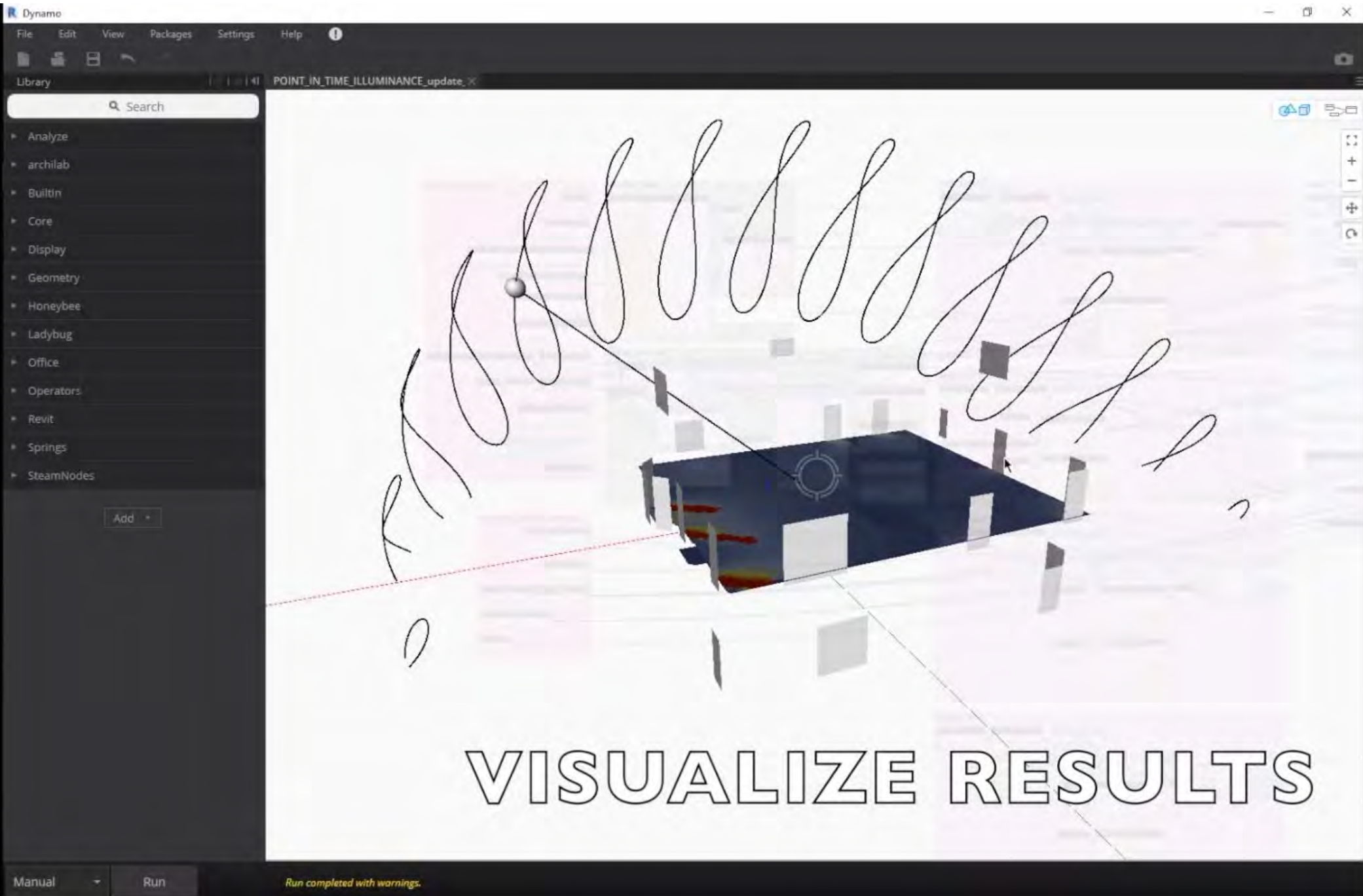
Analysis Graphics Settings

Legend Header and Footer

Default; Illuminance Analysis; Daylight Analysis;

Manual Run

Run completed with warnings.



VISUALIZE RESULTS



Modify | Analysis Results

Properties

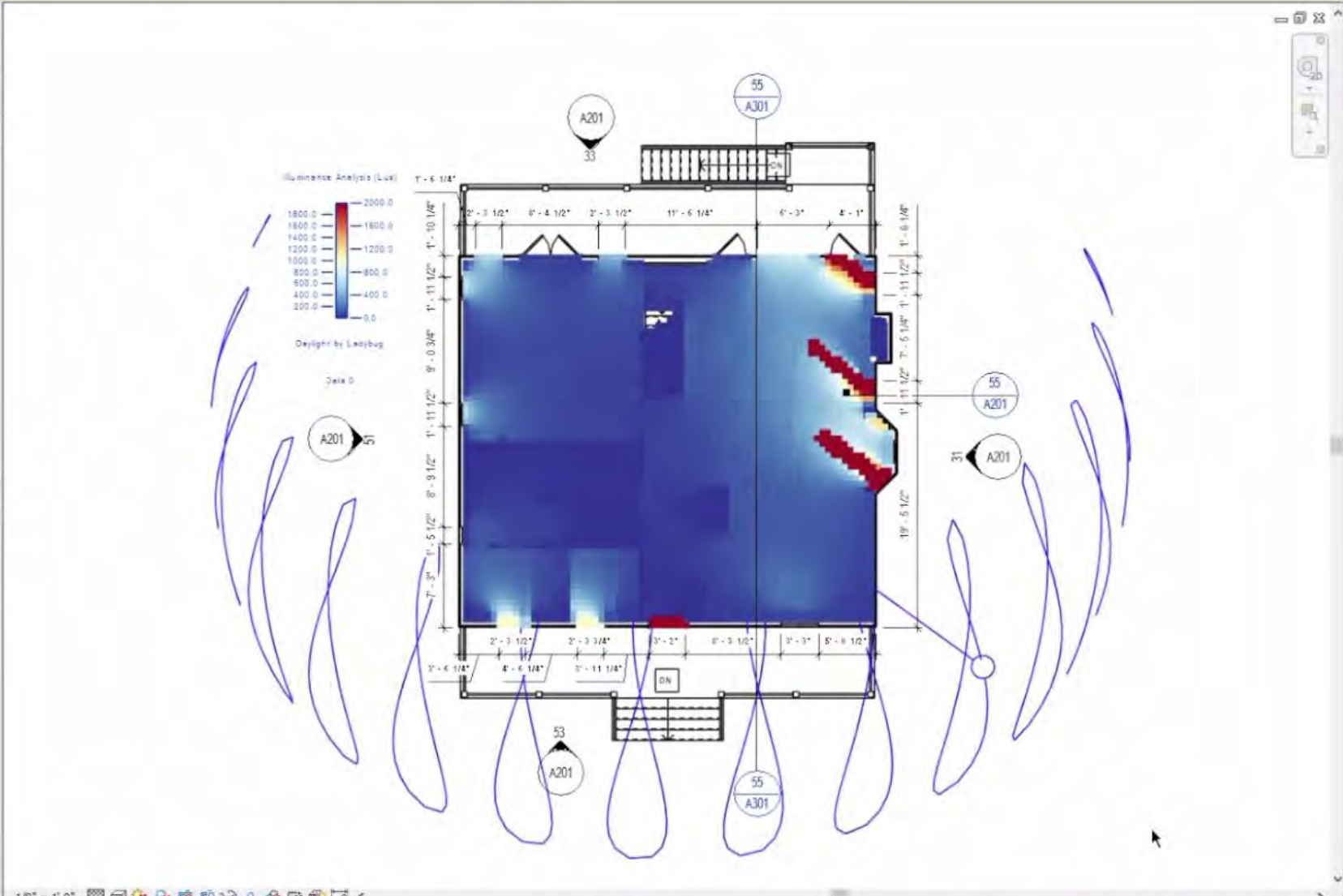
Analysis Results (T) Edit Type

Identity Data

Edited by

Project Browser - 00000-TrainingProject-v17-IL_DYNAMO...

- Views (AM Browser - Type/Phase)
 - Structural Plans
 - Floor Plans (Codes)
 - Floor Plans (Demo)
 - Floor Plans (Enlarged)
 - Floor Plans (Export)
 - Floor Plans (Interiors)
 - Floor Plans (Print)
 - Floor Plans (Working)
- Existing
- Phase 1
 - BASEMENT
 - FIRST FLOOR**
 - SECOND FLOOR
 - W- 03 Roof
 - W-Fndn
 - W-Site
- Types and Legends
- Ceiling Plans
- 3D Views
- Existing



4.6.1 DAYLIGHTING STUDIES

Lorem ipsum dolor sit amet, consectetur adipiscing elit, sed do eiusmod tempor incididunt ut labore et dolore magna aliqua. At quis risus sed vulputate odio ut enim. Id aliquet lectus proin nibh nisl condimentum. Vitae ultricies leo integer malesuada. Sagittis id consectetur purus ut faucibus. Scelerisque varius morbi enim nunc faucibus. Ultrices dui sapien eget mi proin sed libero enim sed. Sed cras ornare arcu dui vivamus. Eleifend quam adipiscing vitae proin sagittis nisl rhoncus mattis. Elit eget gravida cum sociis natoque. Pellentesque id nibh tortor id aliquet. Nunc vel risus commodo viverra maecenas accumsan lacus vel.

Sun Angle

Metus aliquam eleifend mi in nulla posuere sollicitudin aliquam. Congue eu consequat ac felis donec et odio. Ullamcorper morbi tincidunt ornare massa. Risus at ultrices mi tempus imperdiet nulla malesuada pellentesque. Fames ac turpis egestas sed tempus urna. Turpis massa sed elementum tempus egestas. Morbi blandit cursus risus at. Consectetur lorem donec massa sapien faucibus. Condimentum id venenatis a condimentum vitae sapien. Massa enim nec dui nunc mattis enim. Aliquam ut porttitor leo a diam sollicitudin. Velit laoreet id donec ultrices tincidunt. Massa eget egestas purus viverra accumsan in nisl nisi. Hac habitasse platea dictumst vestibulum rhoncus est pellentesque elit ullamcorper. Fames ac turpis egestas sed. Enim blandit volutpat maecenas volutpat. Amet tellus cras adipiscing enim eu turpis egestas. Aliquam vestibulum morbi blandit cursus risus at ultrices.



MARCH / SEPTEMBER 21ST, 9AM

DECEMBER 21ST, 9AM


4.6.1 DAYLIGHTING STUDIES

Lorem ipsum dolor sit amet, consectetur adipiscing elit, sed do eiusmod tempor incididunt ut labore et dolore magna aliqua. At quis risus sed vulputate odio ut enim. Id aliquet lectus proin nibh nisl condimentum. Vitae ultricies leo integer malesuada. Sagittis id consectetur purus ut faucibus. Scelerisque varius morbi enim nunc faucibus. Ultrices dui sapien eget.

Illuminance

Leo vel fringilla est ullamcorper eget nulla facilisi etiam. Cursus mattis molestie a iaculis at erat pellentesque adipiscing commodo. Fames ac turpis egestas maecenas pharetra convallis. Eget mauris pharetra et ultrices neque ornare aenean euismod. Turpis nunc eget lorem dolor. Nunc eget lorem dolor sed viverra ipsum. Sed risus pretium quam vulputate dignissim suspendisse. Lacus vestibulum sed arcu non odio euismod lacinia at quis. Tristique nulla aliquet enim tortor at auctor urna. Dictumst vestibulum rhoncus est pellentesque elit.

Platea dictumst vestibulum rhoncus est pellentesque elit ullamcorper. Mattis molestie a iaculis at erat pellentesque. Risus pretium quam vulputate dignissim. A scelerisque purus semper eget dui at tellus. In egestas erat imperdiet sed euismod nisi porta lorem mollis. Egestas tellus rutrum tellus pellentesque eu tincidunt tortor aliquam. Aliquet bibendum enim facilisis gravida neque convallis a cras semper. Cursus eget nunc scelerisque viverra mauris in aliquam. Viverra tellus in hac habitasse. Sodales ut etiam sit amet nisl purus in mollis nunc. Donec enim diam vulputate ut pharetra sit. Duis convallis convallis tellus id.



MARCH / SEPTEMBER 21ST, 9AM

DECEMBER 21ST, 9AM

k, thx

